



Being environmentally friendly has always been important to us. That is why our trailers are produced using Green Energy. We use electricity that is produced 100% from renewable sources, mainly solar, wind and hydro energy. Our aim is to continue working towards a more green and environmentally friendly manufacturing.

**RESPO** 

## Mobile facilities Catalogue





## Ain Antons

In the past 29 years of Respo Trailers' existence, many other companies in the same field of activity have come and gone. So what has been the secret of Respo Trailers' success? Why have we continued to grow while others have failed?

The first word that comes to mind is „focus“. We have a very specific strategy and we have put a lot of emphasis on implementing our ideas. In particular we have established a good reputation for having high-quality products – there is nothing more satisfying than seeing our oldest trailers still on the road. Over the years, this has become our DNA, the special feature that defines Respo Trailers.

Today, we have the widest selection of various trailer models in order to meet even the most demanding customers' needs.

Customer partnership is more than „putting customers first“, for us it is a long-term commitment that is based on knowledge, security and loyalty.

## Company information

Respo Haagised AS was founded in 1990 and in 29 years of manufacturing trailers we have grown into one of the largest trailer brands in Northern Europe. Respo trailers are known on the market for their quality, durability, functionality and innovation.

We have used our long-term experience in trailer production to develop the mobile office and portable toilet product range. Together with the focus on quality and listening to customers' needs, Respo has become relatively quickly an important player in this segment. We are delighted that more and more customers choose Respo as their choice of mobile office or portable toilet.

Our designers long-term engineering experience, 3D CAD technology and constant product testing guarantee the quality of every single trailer.

Automated manufacturing, up-to-date machine tools and the use of high-quality components guarantee that our customers will be able to use Respo trailers for a long time. All our trailers correspond to the requirements of various EU directives, the components have been tested in the EU laboratories and the trailers come with type-approval certificates.

We believe that our development and success will continue to depend on the thousands of clients who choose Respo trailers and therefore we are fully committed to our clients.

The mission of Respo Haagised AS is to manufacture, sell and repair trailers for cars and vans and their accessories, as well as to carry out after-sales maintenance. Our aim is to offer clients complete and high-quality solutions.



Photo: Jane East

# Contents

<b>Standard features</b>	<b>04</b>
<b>Mobile office 320</b>	<b>05</b>
<b>Mobile office 420</b>	<b>07</b>
<b>Mobile office 520</b>	<b>09</b>
<b>Mobile office 620</b>	<b>11</b>
<b>Toilet options</b>	<b>13</b>
<b>Options &amp; accessories</b>	<b>14</b>
<b>Speciality trailers</b>	<b>16</b>
<b>Portable toilet</b>	<b>24</b>

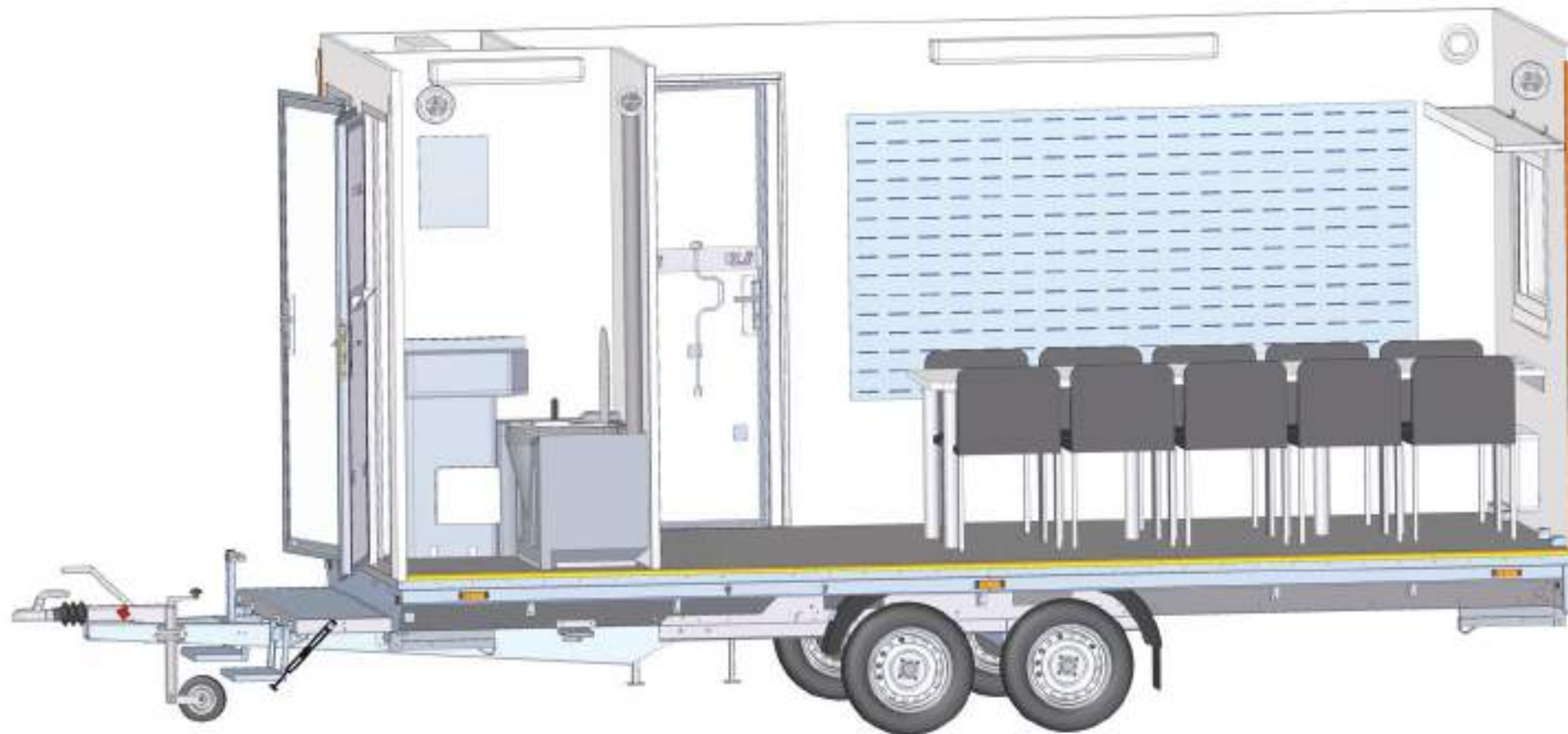




# Mobile office



# STANDARD FEATURES



## Durable undercarriage

Bolts and rivets are used to connect the details and joints. The use of bolt-joint technology ensures a better appearance of the trailer and an excellent resistance to fatigue-related failures. The frame is made of corrosion-resistant hot-dipped galvanized Magnelis® steel and

developed using 3D CAD modelling and computer-based high-tech metal sheet processing machinery. All trailers come with weatherproof axles and balanced wheels which help to protect and extend the lifetime of bearings.



**63mm floor panel**  
PVC flooring, plywood and XPS insulation laminate. Scratch- and slip resistant PVC withstands difficult conditions like water, mud and stains.



**55mm roof panel**  
Waterproof fiberglass EPS Insulation Laminate



**40mm wall panel**  
Laminate EPS Insulation Laminate

## Equipped with the essentials

Lighting, heaters and sockets in all the rooms; table, chairs, coffee machine, refrigerator, microwave oven, shelves, garbage tray, desk, wall hook pegs, a window in the main room; toilet bowl, sink, mirror, paper holders, soap dispenser - to cover all the basic needs of your team.

## Year-round use

Insulated walls, roof and floor. Wall panels are attached to the trailer with strong glue and strong rivets. Silicone glue is added to each end of the wall panel from both sides to ensure trailer's weatherproofness. Heaters and ventilation in all rooms make it possible to use the mobile office all year round.

## DETAILED FINISHING

Customer's product convenience is important to Respo, therefore we pay a lot of attention even to small details.



## Integrated magnetic whiteboard

Hang the important papers for the whole team to see or draw on the wall with a whiteboard marker.



## Secure chairs for safe transport

Specially designed area for securing the chairs in order to avoid damaging any equipment and the mobile office while being on the move.



## Window with a cover

Window is made of double selective glass and its five-chamber construction decreases heating costs and reduces outside noise. Every window is equipped with a cover.



## One-piece fiberglass roof

Roof is made from a single fiberglass piece to prevent leakages during its lifetime. The gutter system leads rainwater away from the sides and doors.



## Removable stairs

Light but durable stairs to make entering the mobile office safe and convenient. They stairs can be easily fixed in position or removed to be attached to the inside of the door.



## Adjustable support legs

Easy to handle and secure a stable position, regardless of the surface. Adjustment tool is included.



Model	Outside dimensions (m)	Outside height(m)	Internal dimensions (m)	Internal height(m)	Gross weight (kg)	Unladen weight (kg)
320 3 rooms	4.80 x 2.30	3.00	3.10 x 2.20	2.20	1000	ca 850
320 2 rooms	4.80 x 2.30	3.00	3.10 x 2.20	2.20	1000	ca 800



MODEL : **1000 F311 T222**

The 320 mobile office is ideal for teams of up to 4 people for year-round use. The main room has a spacious area for dining, changing clothes and paperwork. Restroom is equipped with a 300L tank toilet and hand washing system. This standard model can be ordered with or without a toolroom.

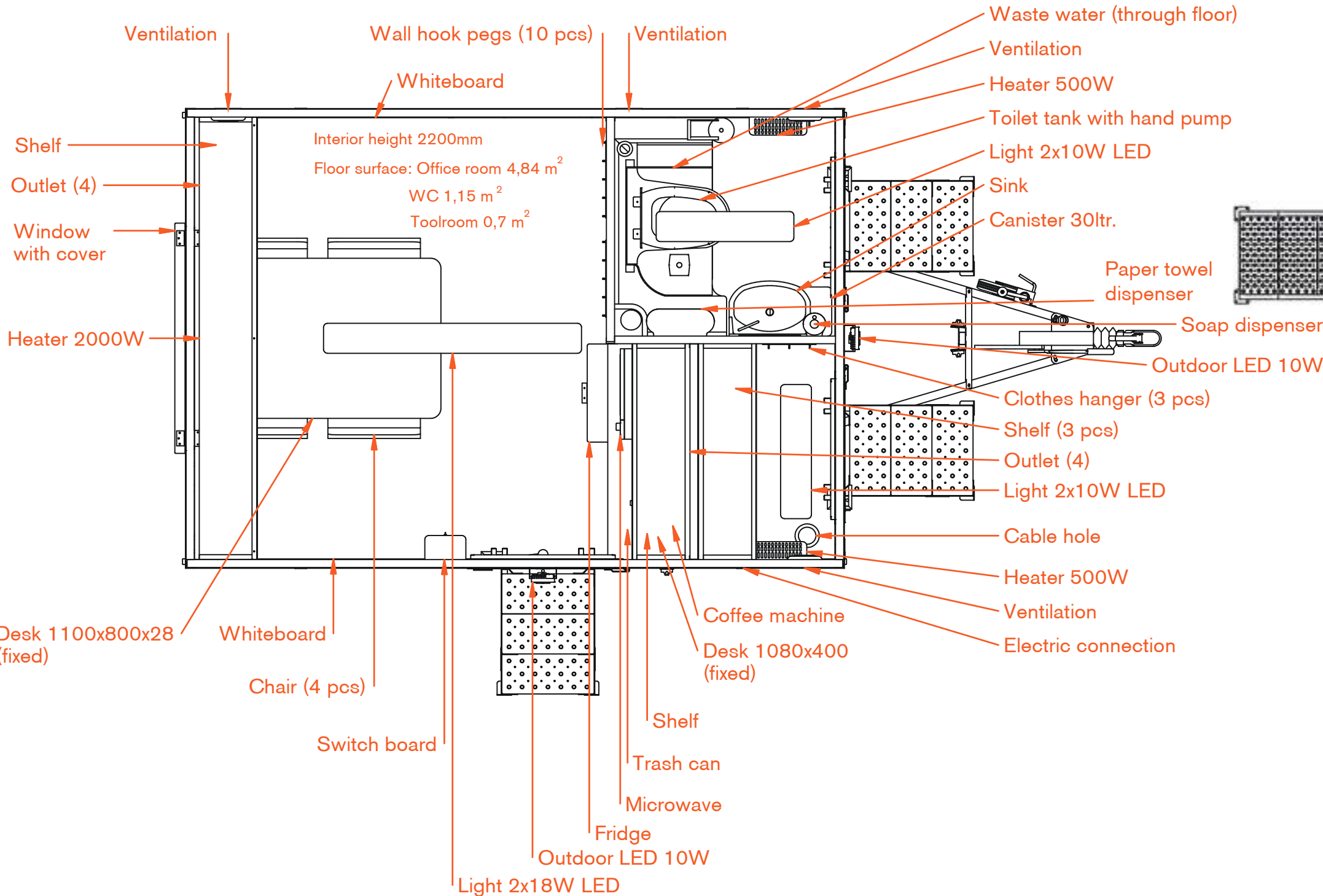
Features: table, 4 chairs, refrigerator, coffee machine, microwave oven, shelves, integrated magnetic board, inside/outside LED lighting, wall hook pegs, heaters in every room, tank toilet with a hand pump, sink with a foot pump, soap dispenser, paper holders, garbage tray.



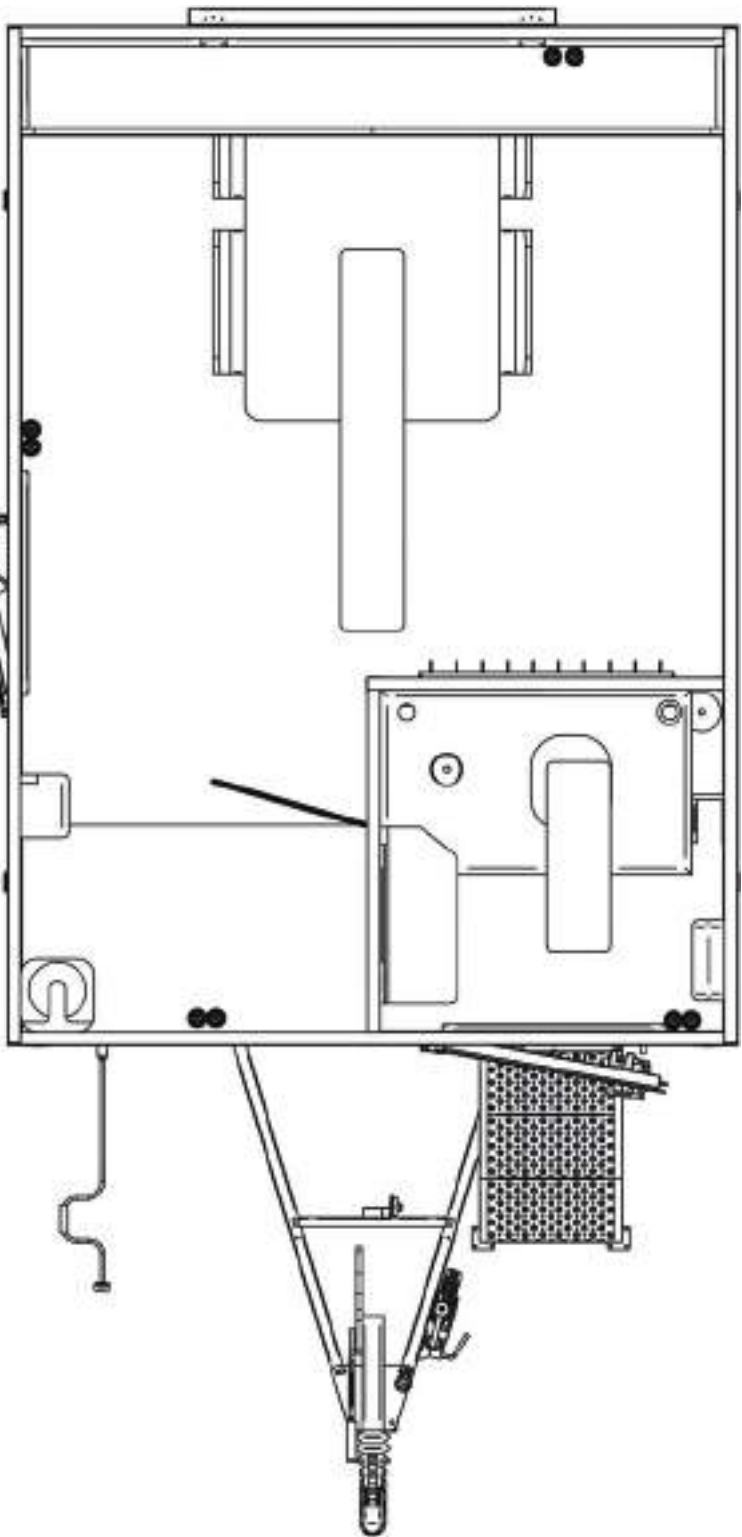


# TECHNICAL DRAWING

## 320 3 rooms



## 320 2 rooms





Model	Outside dimensions (m)	Outside height(m)	Internal dimensions (m)	Internal height(m)	Gross weight (kg)	Unladen weight (kg)
420 3 rooms	5.80 x 2.30	3.00	4.10 x 2.20	2.20	1200	ca 1000
420 2 rooms	5.80 x 2.30	3.00	4.10 x 2.20	2.20	1200	ca 950



MODEL : **1200 F411 T222**

The 420 mobile office is ideal for teams of up to 6 people for year-round use. The main room has a spacious area for dining, changing clothes and paperwork. Restroom is equipped with a 300L tank toilet and hand washing system. This standard model can be ordered with or without a toolroom.

Features: table, 6 chairs, refrigerator, coffee machine, microwave oven, shelves, integrated magnetic board, inside/outside LED lighting, wall hook pegs, heaters in every room, tank toilet with a hand pump, sink with a foot pump, soap dispenser, paper holders, garbage tray.

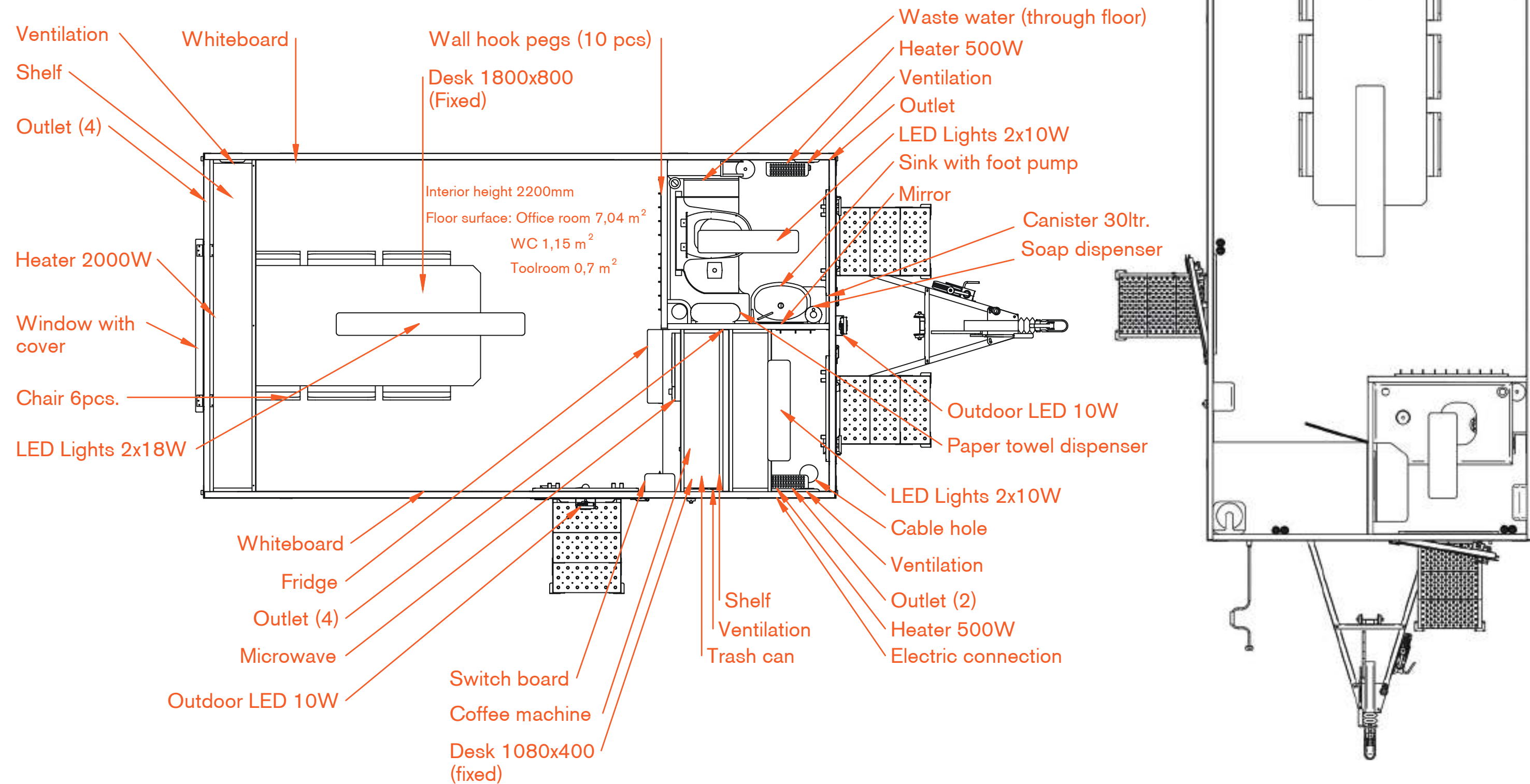




# TECHNICAL DRAWING

## 420 2 rooms

## 420 3 rooms





Model	Outside dimensions (m)	Outside height(m)	Internal dimensions (m)	Internal height(m)	Gross weight (kg)	Unladen weight (kg)
520 3 rooms	6.80 x 2.30	3.00	5.10 x 2.20	2.20	1500	ca 1330
520 2 rooms	6.80 x 2.30	3.00	5.10 x 2.20	2.20	1500	ca 1280



MODEL : **1500 F512 T222**

The 520 mobile office is ideal for teams of up to 10 people for year-round use. The main room has a spacious area for dining, changing clothes and paperwork. Restroom is equipped with a 300L tank toilet and hand washing system. This standard model can be ordered with or without a toolroom.

Features: table, 10 chairs, refrigerator, coffee machine, microwave oven, shelves, integrated magnetic board, inside/outside LED lighting, wall hook pegs, heaters in every room, tank toilet with a hand pump, sink with a foot pump, soap dispenser, paper holders, garbage tray.

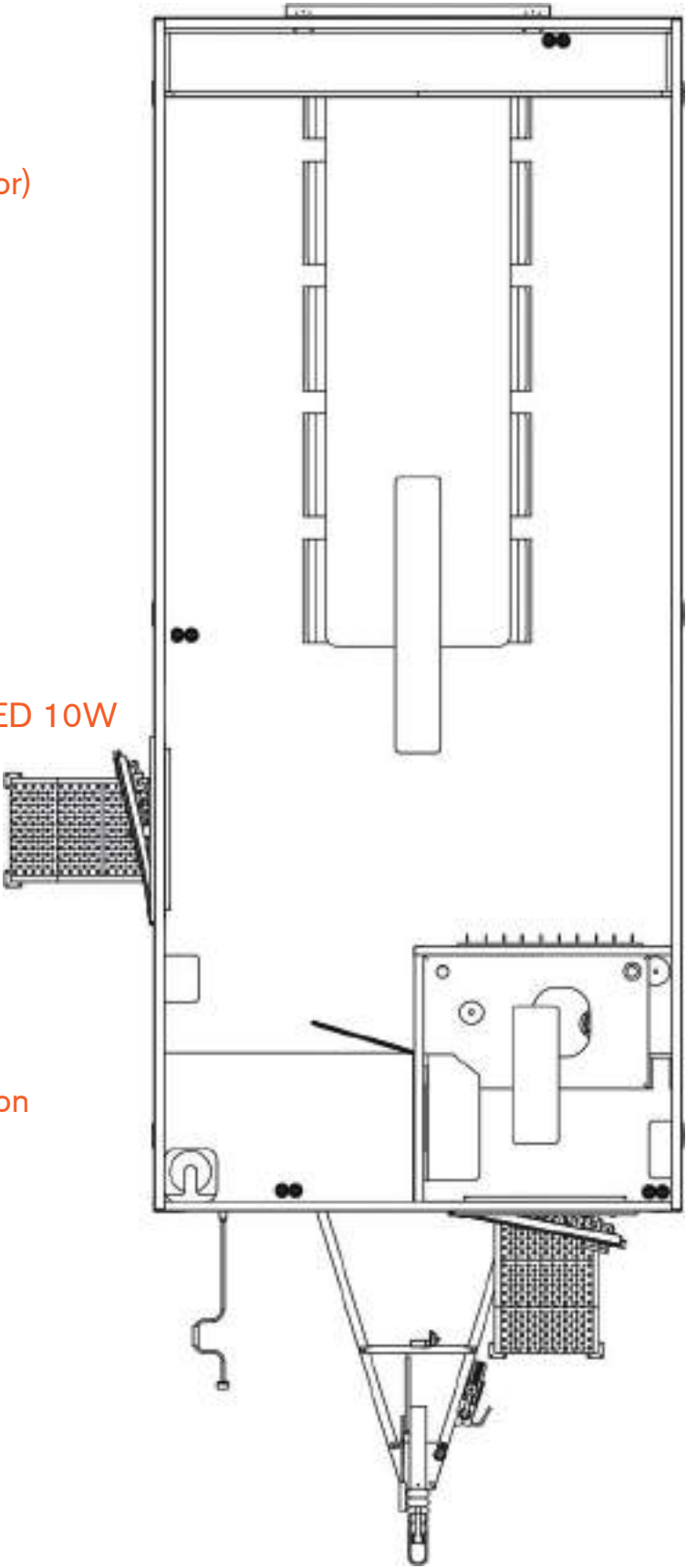
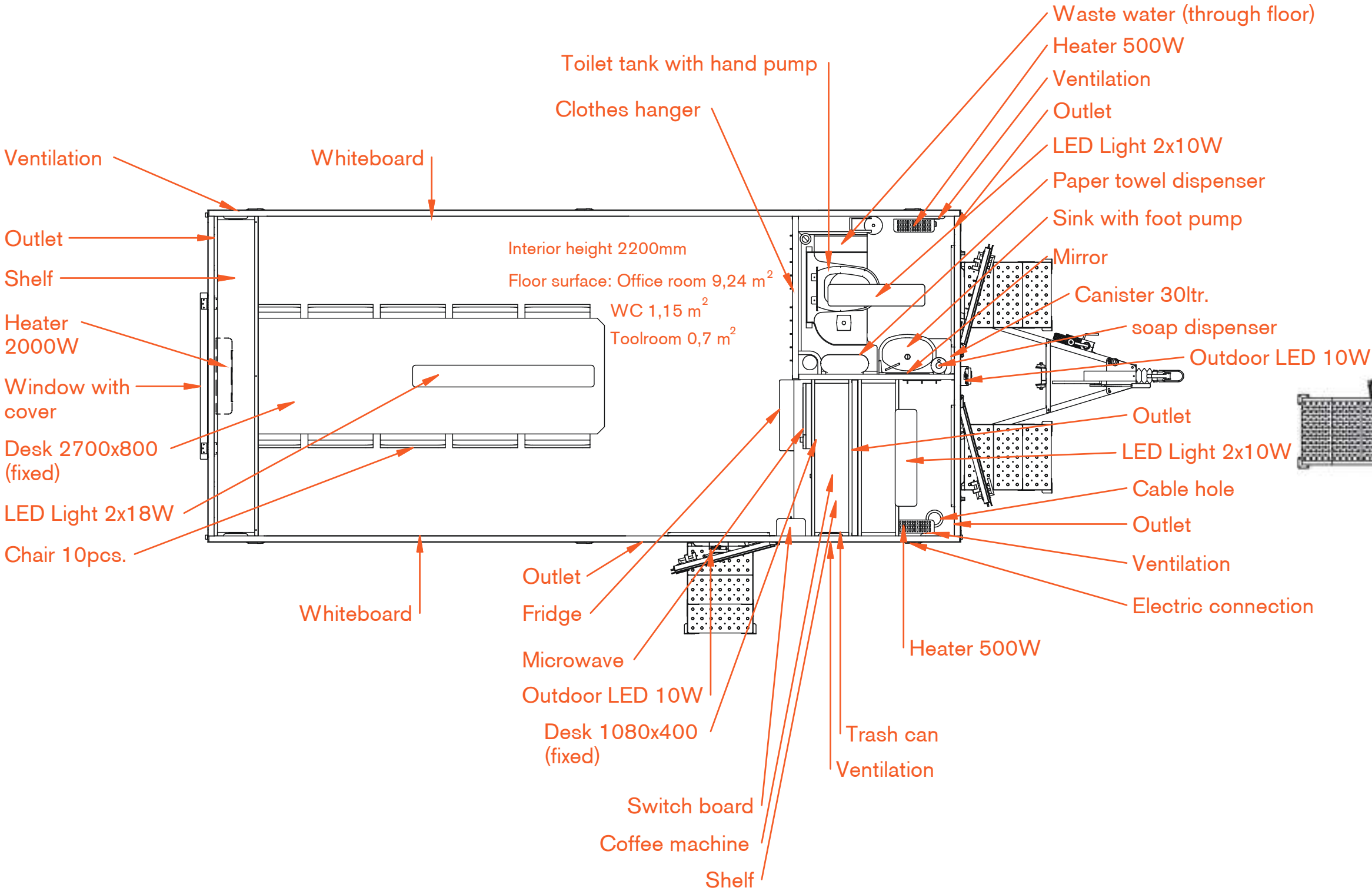




# TECHNICAL DRAWING

## 520 3 rooms

## 520 2 rooms





Model	Outside dimensions (m)	Outside height(m)	Internal dimensions (m)	Internal height(m)	Gross weight (kg)	Unladen weight (kg)
620 3 rooms	7.80 x 2.30	3.00	6.10 x 2.20	2.20	2000	ca 1700
620 2 rooms	7.80 x 2.30	3.00	6.10 x 2.20	2.20	2000	ca 1650



# MODEL : 2000 F612 T222

The 620 mobile office is ideal for teams of up to 14 people for year-round use. The main room has a spacious area for dining, changing clothes and paperwork. Restroom is equipped with a 300L tank toilet and hand washing system. This standard model can be ordered with or without a toolroom.

Features: table, 14 chairs, refrigerator, coffee machine, microwave oven, shelves, integrated magnetic board, inside/outside LED lighting, wall hook pegs, heaters in every room, tank toilet with a hand pump, sink with a foot pump, soap dispenser, paper holders, garbage tray.

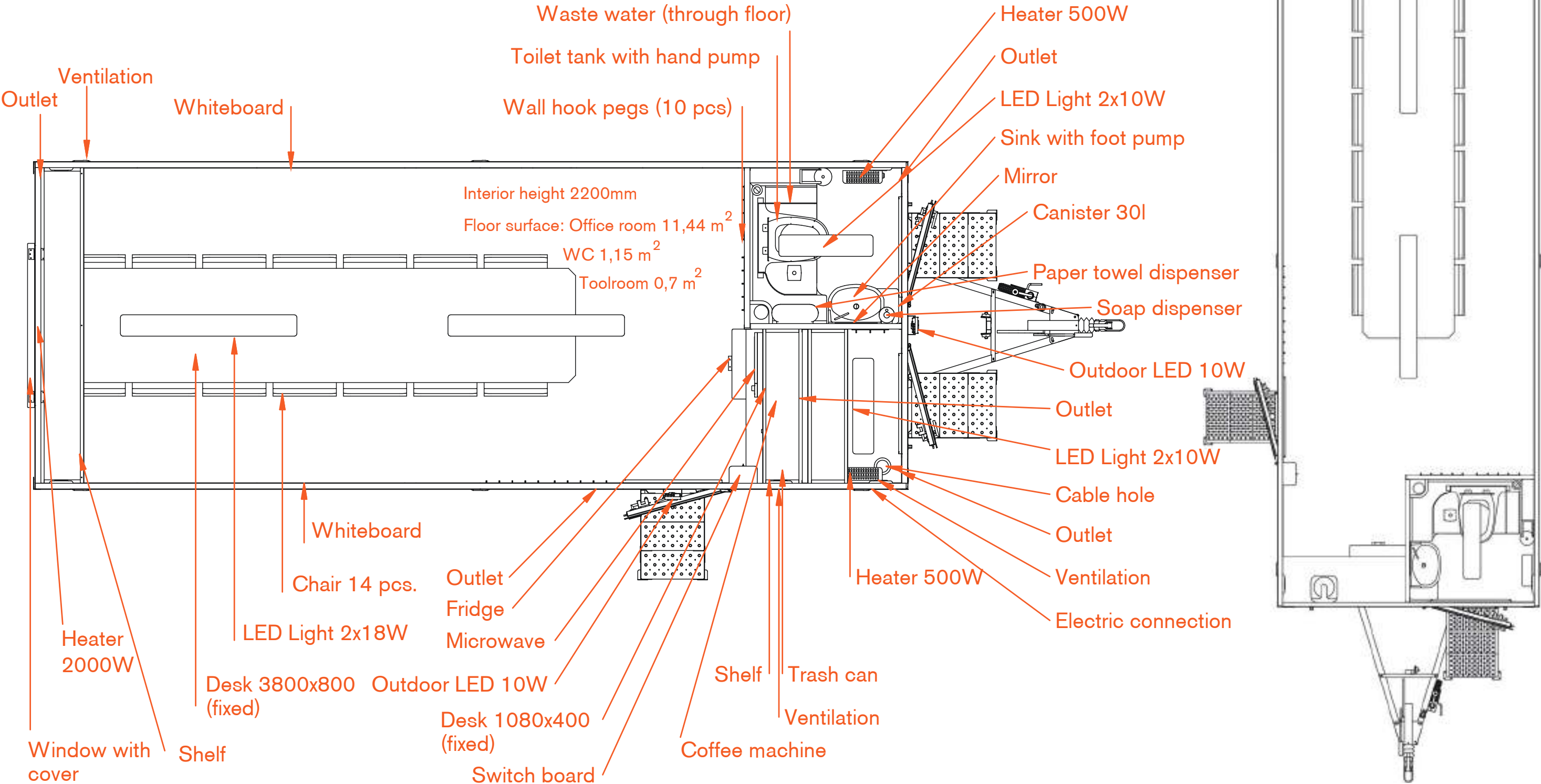




# TECHNICAL DRAWING

## 620 3 rooms

## 620 2 rooms



# TOILET OPTIONS


We offer several different toilet system options. These options are suitable for both mobile offices and portable toilets.



300l tank toilet with a hand pump. Plastic sink and 25l canister with a foot pump. Easy to fill the water canister and to see how much water is left. When the mobile office is not in active use the canister needs to be emptied when temperature drops below 0 C. In temperatures below 0 C it is recommended to add antifreeze fluids into the tank.



200l tank toilet with a hand pump. Sink with a 45l water tank and a foot pump.



Toilet waste outlet valve is attached to the subframe and is very easy to operate. Pulling the red handle opens the valve inside and allows the waste to flow out. Valve dimensions: outside 85mm, inside 73 mm

## SPECIAL TOILET OPTIONS



Cinderella Classic or Gas toilet  
Converts waste into ash at very high temperature.  
Manufacturer: Cinderella Eco Solutions AS



Pacto toilet  
Flush foil lining is used to encapsulate waste, avoiding direct contact by the user.  
Manufacturer: Danfo AB



This toilet system connects to the external sewer. Includes a ceramic toilet, sink, boiler 10L, grinder. Fresh water - plastic quick connector 3/4", outlet for waste water BEM connector 32mm inside and 39mm outside.



Grinder deals with the waste coming from the sink and toilet. The device grinds waste into a semi-liquid mixture and pumps it through a hose to the central sewer system.



# OPTIONS & ACCESSORIES

To customize your trailer according to your specific needs add some finishing touches with our range of additional options and accessories.

Please check with your distributor whether optional accessories are a factory fit item or if they can be fitted by your distributor.

## COLOUR OF YOUR CHOICE



### Custom colour

The walls can be covered with car stickers in the colour of your choice. As sticker max width is 1.50m, the walls need to be covered by at least two sticker panels.



### Custom color roof & corner posts

Roof and corner posts can be coloured with a RAL colour of your choice.

## GO OFF THE GRID



### Gas heating system

If you're not connected to a power supply, gas can be used for heating and as a power source for the refrigerator. The car battery can be used to power the lights (LED).



### Mini kitchen

Two cooking areas with different power controls, sink and refrigerator with freezer. The capacity of the refrigerator and freezer is 120L and 17L, respectively. Energy class rating A+.



### Sunroof

An accessory that can be added to fill the room with sunshine and fresh air. The sunroof is easily adjustable with many different positions. Internal dimensions are: 400 x 400 mm.



### Removable stairs

Wide two step stairs for more convenient access.



### Lockers

Secure personal belongings for safe-keeping. Lockers are made of steel and each cabin can be locked separately. Mounted legs offer extra room for storing shoes underneath.



### Air source heat pump

Efficient heating and cooling for your mobile office.



### Fire extinguisher

Fire extinguisher for extinguishing fire. Available in different sizes and types.



#### Medicine cabinet

The medicine cabinet is made of wood or metal. Many different options are available, including a well-stocked version. The picture is illustrative.



#### Kitchen cupboard/Upper cabinet

Cupboard with two shelves for storing cookware and food. Dimensions: 1075x710x440mm.



#### Extra window

Standard mobile office model comes with one window. The extra window gives more natural light and a better view of the outside.



#### LED tail lights

All-in-one multi-functional LED rear lamps with plug-ready connectors. Dual-colour injection creates smooth and solid structure. Manufacturer guarantees full function of the LED lights only in conjunction with a resistor.



#### Spare wheel

Additional wheel attached underneath the frame. Easily accessible, making it possible to replace a flat or blown out tire without great effort.



#### SPP lock

Protects trailer from theft. When locked it is impossible to couple or uncouple the trailer to or from the car.



#### Corner handles

Corner handles simplify the process of moving the trailer manually. Made of strong plastic.



#### Custom wall wraps

We can decorate your personal mobile facility with effective wall wraps. Many different colours and decorative styles available.



#### Drying cabinet

After a rainy work day the drying cabinet is an indispensable appliance which will take care of wet clothes. Drying line is roughly 16 m, maximum load size of 4 kg, power 1500W.



#### Sink system

Open the tap and the electric pump automatically pumps fresh water through the heater to the sink. System includes a sink, washbasin mixer, inverter, submersible pump, instant electric water heater and two 25L canisters.

**Cannot find what you are looking for? Contact your Respo dealer to find out what more is available.**





# Speciality trailers





Mobile facility 2000F612T222 Accommodation						Art.nr: 13324
Dimensions (m)		Gross weight (kg)	Axle type	Brakes	Speciality	Standard equipment Two bedrooms for 4 people Metal lockers Fully equipped kitchen Bathroom with toilet Sunroof Side windows LED lights
	Outside    Inside	2000				
Length	7.97    6.21					
Width	2.30    2.20	Unladen weight (kg)	Torsion x2	Yes	Accommodation	
Height	3.08    2.20	1836				

A sturdy and weatherproof mobile facility designed to comfortably accommodate up to 4 people. With four separate rooms- 2 bedrooms, one fully equipped kitchen and bathroom it is ideal for a year-round mobile housing solution. All rooms are equipped with heaters to create a cosy environment even with cold weather. In addition to two windows in each bedroom, all rooms are illuminated by modern LED lights. Bedrooms, located at both ends of the trailer, are equipped with double bunk beds and lockable metal cabinets. The kitchen has everything you need- a stove, fridge, sink, microwave oven, table with chairs, coffee machine and a cabinet. The bathroom is equipped with a shower, ceramic toilet, grinder, sink, electrical ventilation and a 30L boiler. A fully functional and comfortable house on wheels.

**Weatherproof and well insulated panels**

**Roof** – made of durable thick fiberglass to withstand any kind of weather conditions. Special drains to lead rainwater to corners. Thick EPS and fiberglass laminate to keep warmth inside.

**Sides** – reinforced fiberglass laminate, EPS. Overall thickness 40mm.

**Floor** – fiberglass laminate, Finnfoam thermal insulation, plywood, slip and scratch resistant PVC. Overall thickness 63mm.



This trailer is built on a high quality bolt joint frame made from Magnelis® coated sheet metal that gives it great corrosion resistance and durability.



Sunroof, LED lighting and ventilation are located in the kitchen.



Kitchen equipped with a cupboard, air vent, microwave oven, electrical outlets, stove and a sink



Ceramic toilet bowl, ceramic sink, shower, grinder and a boiler in the bathroom. Certified heater to withstand wet conditions.



Boiler, located in the bathroom has a capacity of 30L and will quickly heat the water up.



Tall lockable metal lockers for storing your clothes and other possessions.



The kitchen table is compact but convenient.



Fully functional microwave oven.



Double bunk beds with mattresses (2000 x 800mm).





Mobile facility 2700F712T222 Accommodation						Art.nr: 13442
Dimensions (m)		Gross weight (kg)	Axle type	Brakes	Speciality	Standard equipment Two bedrooms for 4 people Metal lockers Fully equipped kitchen Bathroom with toilet Side windows LED lights
		2700				
		Unladen weight (kg)	Torsion x2	Yes	Accommodation	
		2240				
Length	Outside 8.76	Inside 7.21				
Width	2.52	2.44				
Height	3.00	2.20				

A sturdy and weatherproof mobile facility designed for comfortable accommodation. All rooms are equipped with heaters to create a cosy environment even with cold weather. In addition to two windows in each bedroom, all rooms are illuminated by modern LED lights. Bedrooms, located at both ends of the trailer, are equipped with double bunk beds and lockable metal cabinets. The kitchen has everything you need- a washing machine, stove, fridge, sink, microwave oven, table with chairs, coffee machine and a cabinet. The bathroom is equipped with a shower, ceramic toilet, grinder, sink, electrical ventilation and a 30L boiler. A fully functional and comfortable house on wheels.

Weatherproof and well insulated panels

**Roof** – made of durable thick fiber glass to withstand any kind of weather conditions. Special drains to lead rainwater to corners. Thick EPS and fiberglass laminate to keep warmth inside.

**Sides** – reinforced fiberglass laminate, EPS. Overall thickness 40mm.

**Floor** – fiberglass laminate, Finnfoam thermal insulation, plywood , slip and scratch resistant PVC. Overall thickness 63mm.



This trailer is built on a high quality bolt joint frame made from Magnelis® coated sheet metal that gives it great corrosion resistance and durability.



Ceramic sink and a mirror.



Kitchen equipped with a washing machine, cupboard, microwave oven, electrical outlets, stove and a sink.



Ceramic toilet bowl, heater, shower, grinder and a boiler in the bathroom. Certified heater to withstand wet conditions.



Tall lockable metal lockers for storing your clothes and other possessions.



The kitchen table is compact and convenient.



Fully functional microwave oven.



Double bunk beds with mattresses (2000 x 800mm).



Durable removable stairs, covered with tread plate aluminum, are made up of two pieces. Easy to set up or store inside the trailer



Multiple powerful LED lights placed both inside the hatch and on the ceiling.

Mobile facility 2000F512T222 Showroom						Art.nr: 14178	
	Dimensions (m)		Gross weight (kg)	Axle type	Brakes	Speciality	Standard equipment Electrical outlets Parquet floor Table Stairs Adjustable side supports LED lights
	Outside	Inside	2000	Torsion x2	Yes	Showroom	
Length	6.79	5.21					
Width	2.30	2.20					
Height	3.00	2.20					
			Unladen weight (kg)				
			1380				

The showroom trailer is ideal for bringing your product or service straight to your clients. Easily set your showroom up at festivals, events or anywhere else. The stairs, safely stored inside the trailer while moving are sturdy and easy to set up. The room is illuminated by powerful LED lights that are placed both in the ceiling and inside the hatch. Two side hatches allow you to have the trailer either half or fully opened, depending on your preference. The lower hatch panel is covered with a durable metal cover to be used as an extension for the stairs. The trailer is equipped with electrical outlets, table and a parquet floor.

**Weatherproof and well insulated panels**

**Roof** – made of durable thick fiberglass to withstand any kind of weather conditions. Special drains to lead rainwater to corners. Thick EPS and fiberglass laminate to keep warmth inside.

**Sides** – reinforced fiberglass laminate, EPS. Overall thickness 40mm.

**Floor** – fiberglass laminate, Finnfoam thermal insulation, plywood, slip and scratch resistant PVC. Overall thickness 63mm.



The lower hatch can be kept closed to create a barrier or to simply advertise your company or product.



The showroom really lights up thanks to the multiple LED lights and reflective walls. The inside can be custom designed according to your needs.





Mobile facility 1500F411T222 kiosk						Art.nr: 12814	
	Dimensions (m)		Gross weight (kg)	Axle type	Brakes	Speciality	Standard equipment Upper shelf Work surface Shelf under the work surface LED lights 2 x 18W Electrical outlets Ventilation
	Outside	Inside	1500	Torsion	Yes	Sales kiosk	
Length	5.80	4.10	Unladen weight (kg)				
Width	2.30	2.20					
Height	2.90	2.20					
			852				

Basic model includes a work surface, shelves above and below the table, two ceiling lamps and electrical outlets. The amount and location of connective outlets and trailers main fuse amperage can be increased according to the clients preferences. Standard equipment for this model includes: upper shelf, work surface, shelf under the work surface and electrical outlets. Custom kitchen solutions can be manufactured according to your specific needs.

**Weatherproof and well insulated panels**

**Roof** – made of durable thick fiberglass to withstand any kind of weather conditions. Special drains to lead rainwater to corners. Thick EPS and fiberglass laminate to keep warmth inside.

**Sides** – reinforced fiberglass laminate, EPS. Overall thickness 40mm.

**Floor**– fiberglass laminate, Finnfoam thermal insulation, plywood , slip and scratch resistant PVC. Overall thickness 63mm.



Upper shelf, work surface, shelf under the work surface and electrical outlets are standard equipped for this model. Custom kitchen solutions for kiosk trailer can be manufactured to your specific needs.



Locking pins inside the trailer on both ends of the hatch.



Narrow foldable table for convenient client service.



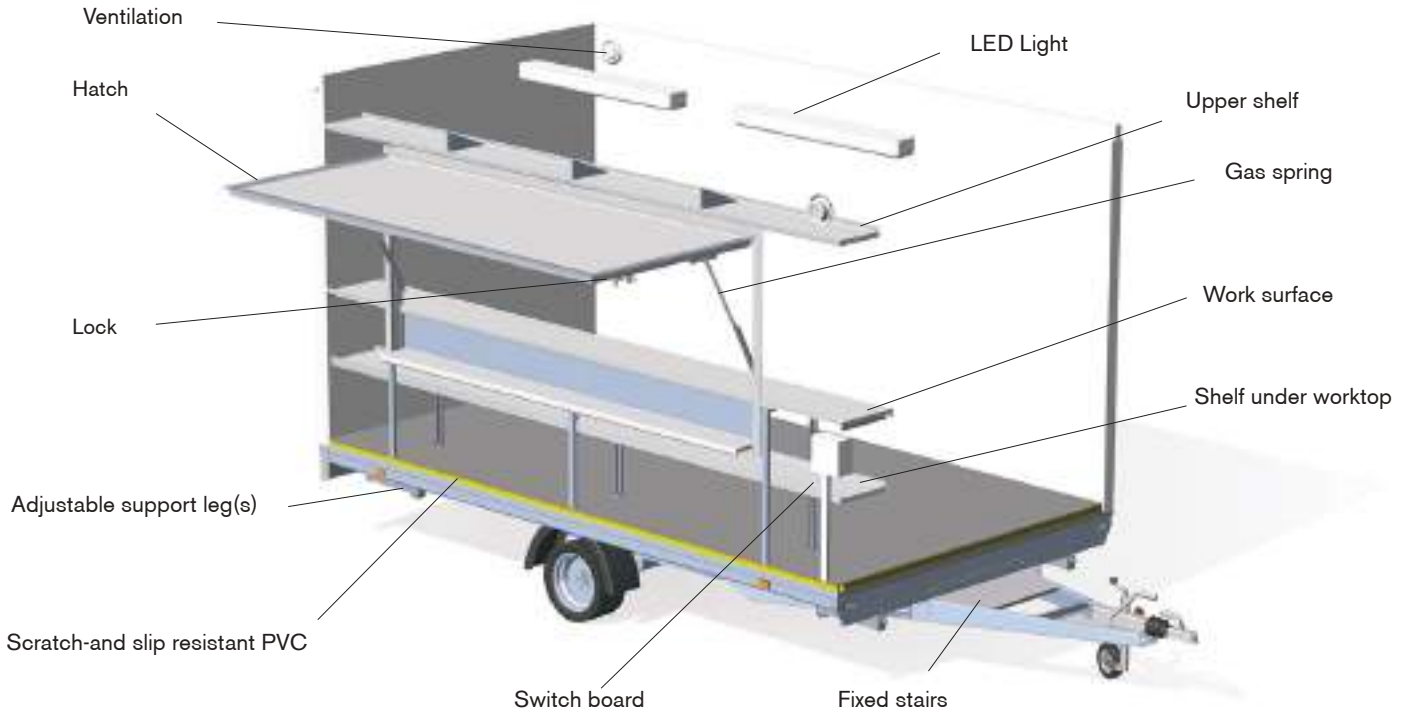
Metal lock to prevent gas spring movement.



The undercarriage, wheels and tyres are specially manufactured for kiosk trailers. Compared to standard mobile offices the kiosk model is built to be lower making it more convenient for customer service.



Fixed stairs on the draw bar.





### Mobile facility 1200F411T222 BATH

Art.nr: 12448

	Dimensions (m)		Gross weight (kg)	Axle type	Brakes	Model	Standard room equipment	
	Outside	Inside (1 room)	1200					
Length	5.80	2.00	Unladen weight (kg)	Torsion	Yes	Double bathroom	Shower	Wall hook pegs
Width	2.30	2.20					Toilet bowl	Radiator
Height	3.00	2.20	1000				Paper holder	Electric ventilation
							Sink	LED lights
							Bench	Boiler
							Mirror	Grinder

Respo has provided the mobile office with all the necessary equipment to make it as comfortable as possible. Just connect the trailer to a 230V electrical system, plug in a couple of hoses and everything is ready to go! Both rooms have an automatic ventilation system, certified radiator for using in wet conditions, bench, mirror and wall hook pegs, powerful LED lights in the bathroom and 230V electrical outputs to provide power for all the necessary devices.

#### Weatherproof and well insulated panels

**Roof** – made of durable thick fiberglass to withstand any kind of weather conditions. Special drains to lead rainwater to corners. Thick EPS and fiberglass laminate to keep warmth inside.

**Sides** – reinforced fiberglass laminate, EPS. Overall thickness 40mm.

**Floor** – fiberglass laminate, Finnfoam thermal insulation, plywood, slip and scratch resistant PVC. Overall thickness 63mm.



Standard bathroom is equipped with a ceramic toilet bowl and a paper holder.



BEM (39mm) and quick connector (3/4") for water supply and sewage. Essential 25 meter hoses are included in standard equipment.



Service room includes a 50L boiler for warm water and a grinder to deal with the waste coming from the sink and toilet. Each bathroom has its own individual boiler and grinder.



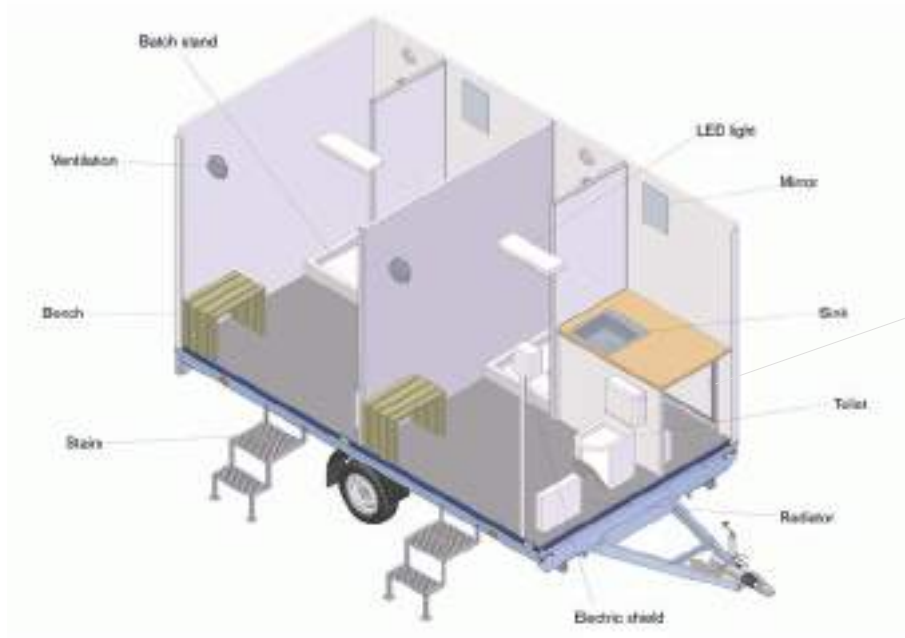
Easily removable stairs



Protective door catch



Durable door locks



Service room  
Boiler and grinder can be serviced from outside the mobile office.

**Larger models with more bathrooms are also available**  
**Standard lengths for facilities: 4.20, 5.20 and 6.20m**





### Mobile facility 2000F612T222 BATH

Art.nr: 12989

Dimensions (m)		Gross weight (kg)	Axle type	Brakes	Speciality	Standard one room equipment	
	Outside    Inside (1 room)	2000				Shower	Wall hook peg
Length	7.79    2.00	Unladen weight (kg)	Torsion x 2	Yes	Bathroom x 3	Toilet bowl	Radiator 1000W
Width	2.33    2.20					Paper holder	Electric ventilation
Height	3.00    2.20					Sink	LED lights
		1570				Bench	Boiler 50L
						Mirror	Grinder
						Toilet brush	

Respo has provided the mobile office with all the necessary equipment to make it as comfortable as possible. Just connect the trailer to a 230V supply, plug in couple of hoses and everything is ready to go! All rooms have an automatic ventilation system, certified radiator for using in wet conditions, bench, mirror and wall hook pegs, powerful LED lights in the bathroom and 230V electrical outputs to provide power for all the necessary devices.

#### Weatherproof and well insulated panels

**Roof** – made of durable thick fiberglass to withstand any kind of weather conditions. Special drains to lead rainwater to corners. Thick EPS and fiberglass laminate to keep warmth inside.

**Sides** – reinforced fiberglass laminate, EPS. Overall thickness 40mm.

**Floor** – fiberglass laminate, Finnfoam thermal insulation, plywood, slip and scratch resistant PVC. Overall thickness 63mm.



Standard bathroom includes a ceramic toilet bowl, grinder, paper holder and a toilet brush. The grinder grinds waste into a semi-liquid mixture and pumps it through a hose to a sewer system. Every room has a certificated 1000W radiator able to withstand wet conditions.



BEM (39mm) and quick connector (3/4") for water supply and sewage. Essential 25 meter hoses are included in standard equipment.



High-quality boiler with capacity of 50 liters.



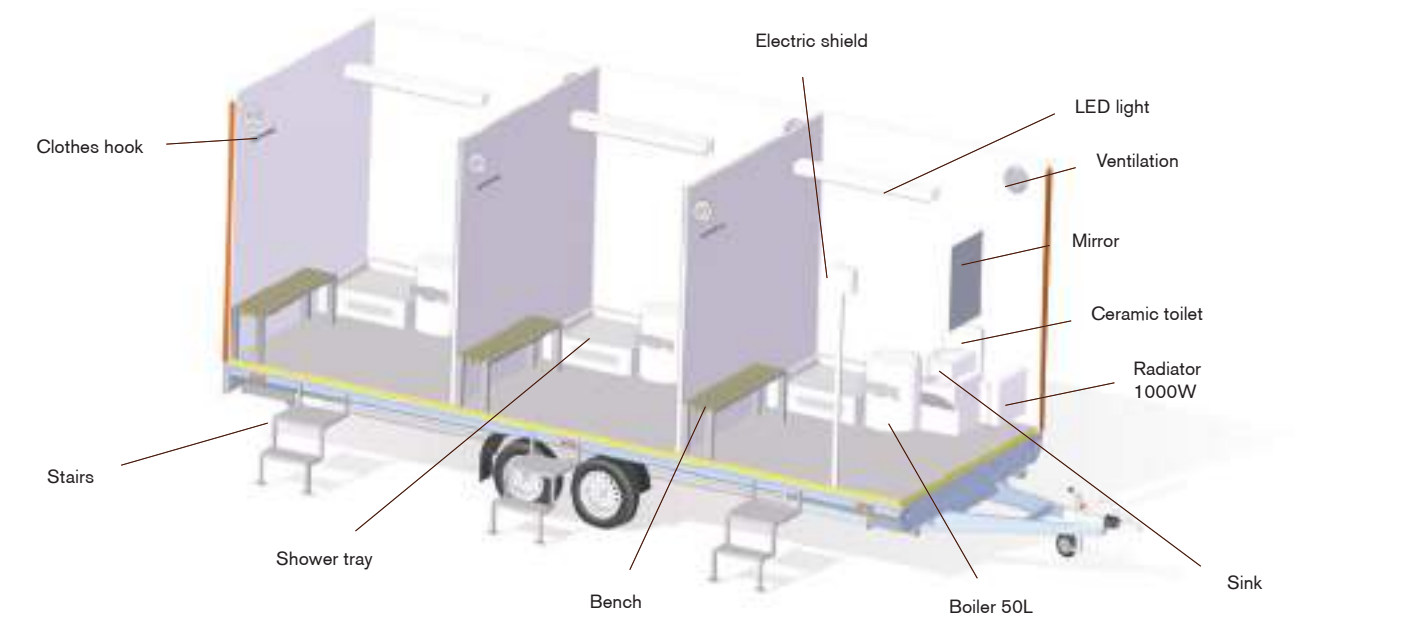
Easily installable stairs



Protective door catcher



Durable door locks



**Many different models available. Standard lengths for mobile facilities : 3.20, 4.20, 5.20 and 6.20m.**



### Mobile facility 1200F411T222 GAS

Art.nr: 12257

Dimensions (m)			Gross weight (kg)	Axle type	Brakes	Main office room	Tool and service room	Toilet room
	Outside	Inside						
Length	5.80	4.20	1200	Torsion	Yes	Table + chairs 6 pcs Coffee machine Window + cover Shelves Wall hook pegs Refrigerator Gas heater LED light Ventilation Microwave oven	Gas locker Battery 12V + charger Inverter Air fan Shelves + wall hook pegs LED lights Ventilation	Toilet 300L Paper holder Sink Water tank 45L LED light Ventilation Soap dispenser Garbage tray
Width	2.30	2.20	Unladen weight (kg)					
Height	3.00	2.20	1000					

This model is equipped with a two-way effective heating system. Every room can be warmed by using electric or gas powered heater. If electricity is not an option then the gas system can be used. It will keep the 3-way refrigerator working and ensure that all the rooms are heated. The installed battery can be used to power economical LED lights.

#### Weatherproof and well insulated panels

**Roof** – made of durable thick fiberglass to withstand any kind of weather conditions. Special drains to lead rainwater to corners. Thick EPS and fiberglass laminate to keep warmth inside.

**Sides** – reinforced fiberglass laminate, EPS. Overall thickness 40mm.

**Floor** – fiberglass laminate, Finnfoam thermal insulation, plywood, slip and scratch resistant PVC. Overall thickness 63mm.



3-way refrigerator can be powered by gas, 12V or 220V electricity.

Gas heater with exhaust vent, which directs exhaust gases to atmosphere.



Comfortable office chairs and dining table. Integrated magnetic board can hold your drawings or other necessary documents.



Service room is equipped with shelves, wall hook pegs, powerful 105Ah 12V battery, safety locker for battery and gas cylinder, inverter, battery charger and air fan. Gas locker includes a ventilation tube, gas cylinder holder and crash sensor to provide safety.



Air fan blows warm air into every room.



Battery charger ensures that battery is always fully loaded.

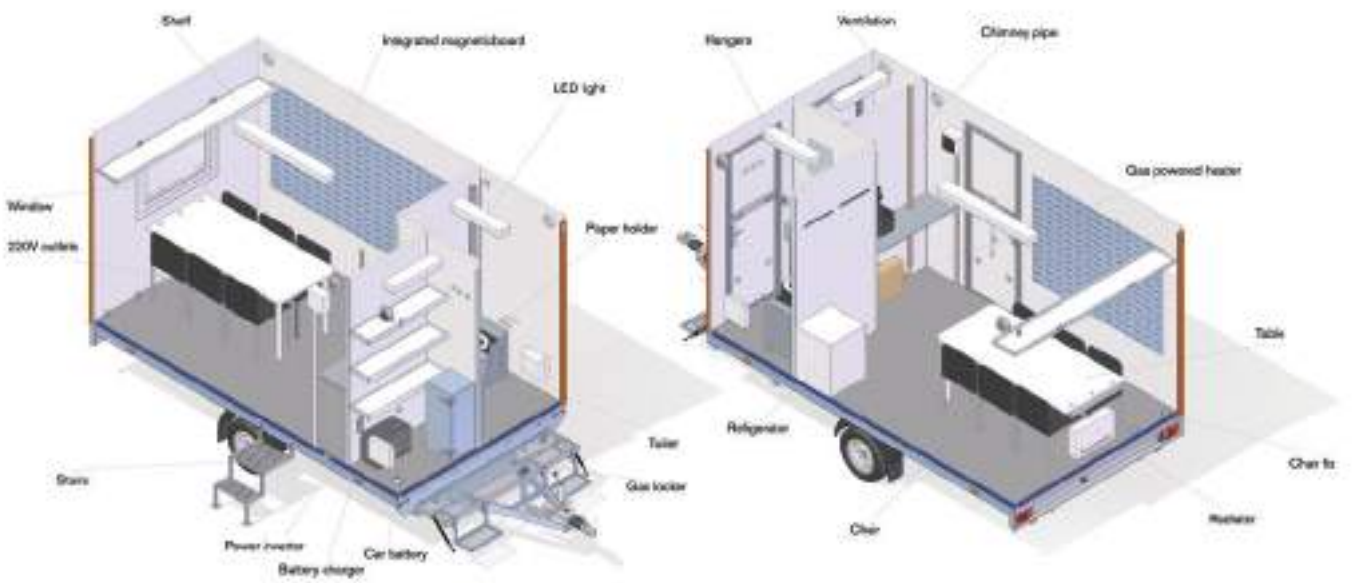


Inverter changes direct current (12V) to alternating current (220V).

Water tank can hold 45L of fresh water. Restroom is also equipped with mirror, paper holder, soap dispenser, garbage tray, wall hooks pegs and electric heater.



Sink and toilet are equipped with foot and hand pump, respectively. Toilet tank is 300L.







# Portable and mobile toilet





# Portable toilet

Respo portable toilets are ideal for using temporarily or permanently on construction sites, campsites, at festivals etc. The interior is robust and easy to keep clean. The toilets are insulated and equipped with a heater for year-round use. They are easy to move and transport. Toilet cabinets are equipped with a tank or can be connected to a water and sewer network. Alternatively you can choose a more specific toilet system from our options list.



Soap and paper dispenser, mirror.



200l tank toilet, sink with 45l water tank.



500l tank toilet, sink with 25l water canister.

## TOILET OPTIONS

Model	Full dimensions	Details
200L tank	1.20 x 1.20 x 2.50	Polyethylene waste tank, sink with 45L tank or with 25L canister.
300L tank	1.20 x 1.20 x 2.50	Polyethylene waste tank, sink with 45L tank or with 25L canister.
500L tank	1.20 x 1.20 x 2.70	Fiberglass waste tank, sink with canister.
Water Closet	1.20 x 1.20 x 2.50	Connections: fresh water 3/4", waste water 110mm



Standard features include lifting eyes, adjustable legs and 230V power plug.



Water Closet.





## Double portable toilet

Art.nr: 13234

Length (m)	2.33	Height (m)	2.56	Width (m)	1.18
------------	------	------------	------	-----------	------

Respo double portable toilet is ideal for using temporarily or permanently on construction sites, campsites, at festivals etc. Lifting hooks in every upper corner simplify transportation of the toilet. The interior is robust and easy to keep clean. The double toilet has well insulated walls and is equipped with heaters which make the toilet perfect for year-round use. You can also choose between different toilet systems from our options list.

### Weatherproof and well insulated panels

**Roof** – made of durable thick fiberglass to withstand any kind of weather conditions. Special drains to lead rainwater to corners. Thick EPS and fiberglass laminate to keep warmth inside.

**Sides** – reinforced fiberglass laminate, EPS. Overall thickness 40mm.

**Floor** – fiberglass laminate, Finnfoam thermal insulation, plywood, slip and scratch resistant PVC. Overall thickness 63mm.



### Standard equipment

- Sink x 2
- Paper holder x 2
- Toilet paper holder x 2
- Mirror x 2
- Radiator x 2
- Ceramic toilet bowl x 2
- Wall hook peg x 2
- LED light 2 x 10W
- Toilet brush x 2
- Soap dispenser x 2
- Quick connector 3/4" for fresh water supply.
- 110mm tube outlet for sewer system.



### Optional equipment



Fast heating boiler.




Wall pictures of your choice.

Urinal.



You can choose between different toilet options - available with 200L or 500L waste tank toilet.



### Description

- Easily adjustable support legs for securing the trailer.
- Jockey wheel for easier maneuvering.
- Strong bolt-joint trailer made of galvanized metal sheets.
- All trailer parts are resistant to rust.
- Three strong metal steps for convenient entry.
- Equipped with a 500W radiator.

Mobile toilet 750S111T116				Art.nr: 12936
Lenght 2.63m	Unladen weight	Gross weight	Axle type	Waste tank capacity
Height 2.96m	338kg	750kg	Torsion	1800 visitors/500L
Width 1.90m				

Lavatory trailer with all the basic essentials. Effortless transportation. Hook the trailer to a car and drive to your desired location. Connect to a power supply, secure with support legs and the toilet is ready to use! Jockey wheel simplifies maneuvering of the trailer when necessary.

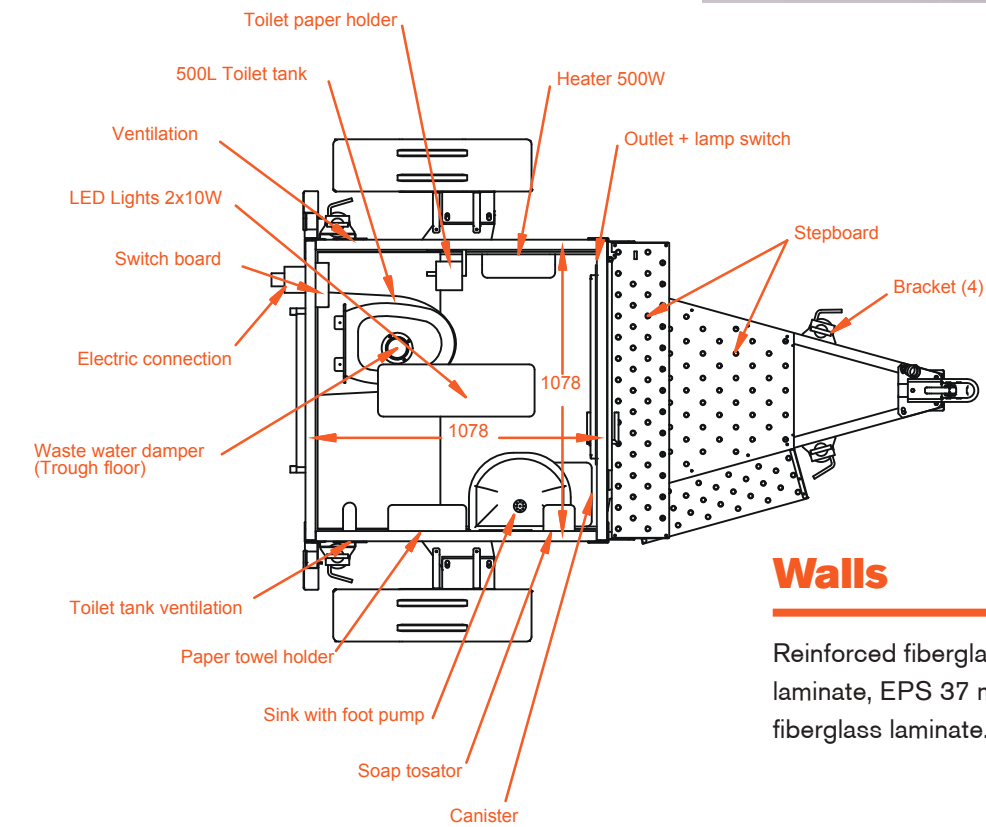
### Standard options

#### Inside

- Toilet with seat
- Paper holder x 2
- Mirror
- Radiator 500W
- Plastic sink with foot pump
- Canister 30L
- Wall hook peg x 2
- LED light 2 x 10W
- Connection wire 25m
- Soap dispenser

#### Outside

- Adjustable legs x 3
- Jockey wheel
- Metal stairs
- Window
- Plastic mud covers
- Balanced wheels
- Well insulated and waterproof toilet



#### Roof

Made from fiberglass, EPS 50 mm, fiberglass laminate.

#### Walls

Reinforced fiberglass laminate, EPS 37 mm, fiberglass laminate.

#### Floor

Plywood, EPS 50 mm, water resistant linoleum. Thick galvanized metal sheet under the floor to withstand continuous movement.





Mobile facility 750S241T167 Double WC						Art.nr: 14167	
Dimensions (m)		Gross weight(kg)	Axle type	Brakes	Speciality	Standard equipment (per room)	
		750				Toilet tank 300L	LED light
Length	3.75	Unladen weight(kg)	Torsion	-	Mobile WC	Sink with canister	Ventilation
Width	2.06					Soap dispenser	Sunroof
						Mirror	
Height	2.81					Toilet brush	
		540				Paper holders	

The ideal mobile WC solution for construction sites, festivals, camping sites, etc. Easy to clean and maintain. The ground supports and jockey wheel ensure stability. The stairs can be conveniently fixed on the door.

Weatherproof and well insulated panels

**Roof** – made of durable thick fiberglass to withstand any kind of weather conditions. Special drains to lead rainwater to corners. Thick EPS and fiberglass laminate to keep warmth inside. Thick EPS and fiberglass laminate to keep warmth inside.

**Sides** – reinforced fiberglass laminate, EPS. Overall thickness 40mm.

**Floor** – fiberglass laminate, Finnfoam thermal insulation, plywood , slip and scratch resistant PVC. Overall thickness 63mm.



Green and red coloured LED lights indicate if the bathroom is occupied or not.

Fully equipped with everything you need in a mobile WC. Easy and convenient to use. Among other accessories we also offer a urinal.

# Contact



**Respo Haagised AS**  
**Tamme 21**  
**Ülenurme vald**  
**61715 Tartumaa**

This brochure was compiled based on information that was accurate prior to product launch.

Our continuous development of products may result in changes to our range or individual models from time to time.

Please check with your local Respo dealer for further details and availability of our models at the time of placing an order.

No part of this material may be used or reproduced in any manner whatsoever without permission.

Respo Haagised 2019. All rights reserved.

## Your dealer:

